



NEW farm workforce figures
Plus your views on society having a say in farming

Welcome to your July newsletter

In this issue, we share new results around farm workforces from our ongoing Farmer2020 study which asks farmers how many people work on the farm, comparing part-time vs full-time employees and family vs non family.

Fig 1. Average number of employees per farm, segmented by region

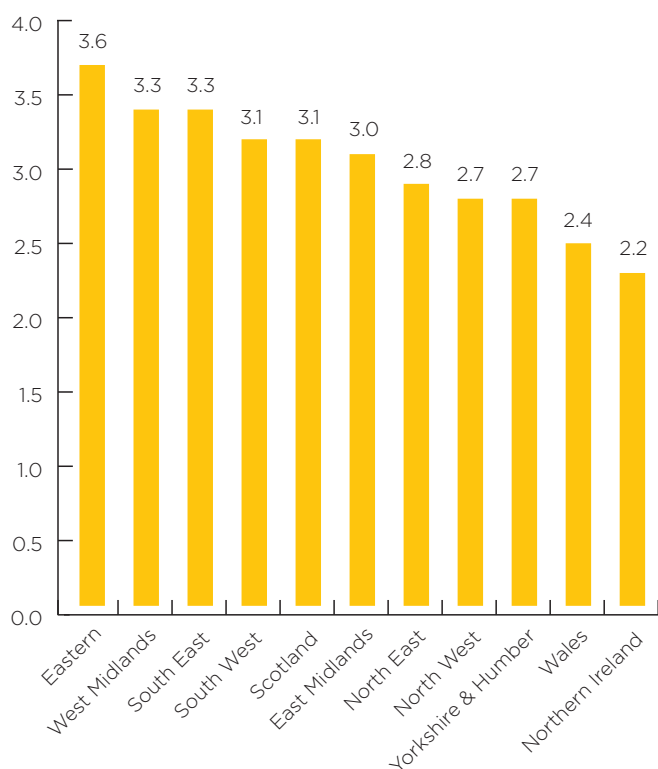
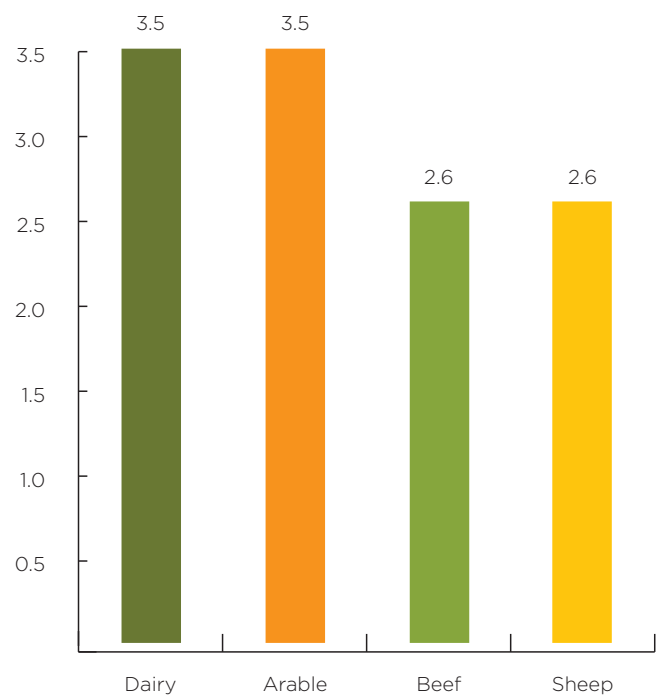


Fig 2. Average number of employees per farm, segmented by enterprise



Our results show that on average and consistently across the UK, two thirds of your workforce are engaged on a full-time basis and one third on a part-time basis, with the North East employing the least part-time workforce. Figures were very similar across all sectors. Generally, labour has steadily increased year on year over the past three years.

Fig 3. Farm employees, segmented by employment type

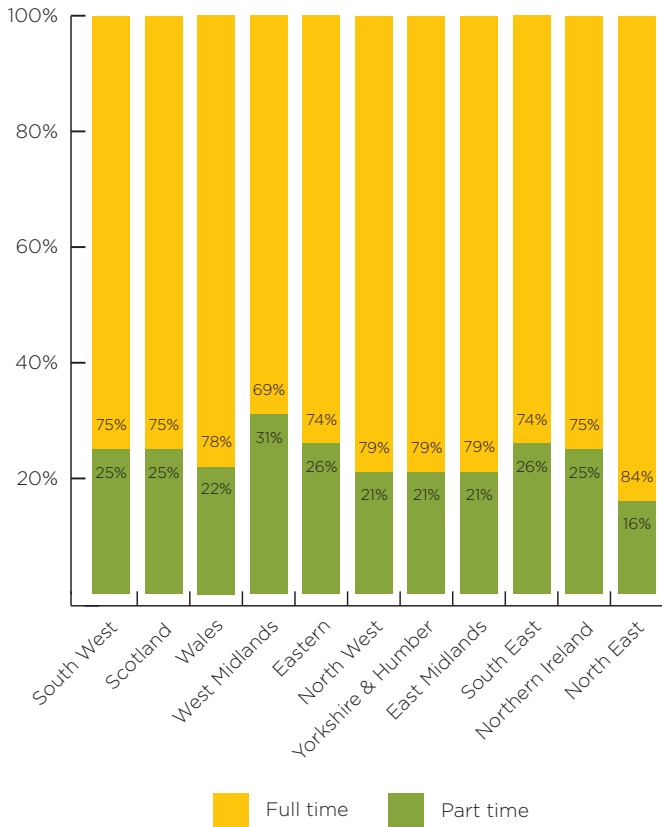
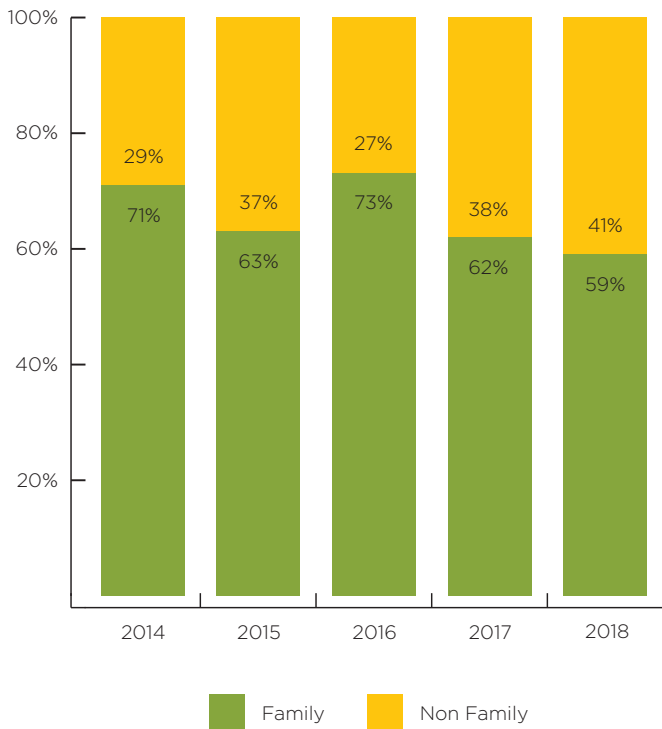


Fig 4. Farm employees, segmented by family vs non family



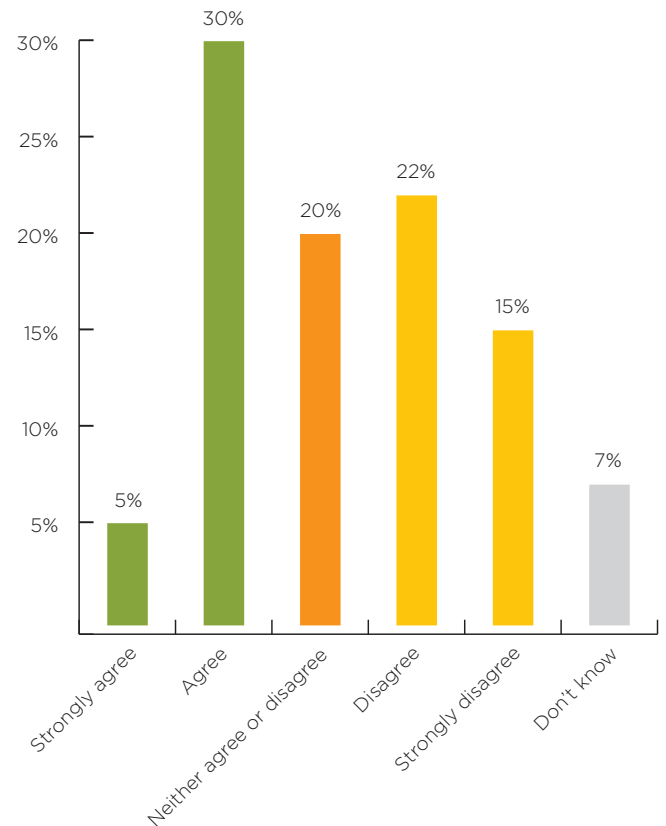
Workforce is made up of 60-70% family members and this has remained fairly consistent over the past three years. Interestingly when comparing the

split of workforce of family members vs non family members by country, England and Scotland employ fewer family members, 63% and 61% respectively, with Wales and Northern Ireland employing almost 20% more at 83% and 82% respectively.

Poll Results

For this year's Oxford Farming Conference, the National Farm Research Unit asked 1,072 farmers "Society has a right to have a say in the way farmers farm their land?" As the chart below illustrates, farmers' views are finely balanced.

Fig 5. Poll results: "Society has a right to have a say in the way farmers farm their land?"



We hope you have found this newsletter of interest, we warmly welcome your feedback and any suggestions for improvement or future topics. Please get in touch: sharyn.scott@mapof.ag

About the National Farm Research Unit

Established in 1994, the National Farm Research Unit is a respected research organisation and considered an independent authority on farming. Built on strong relationships and a trusted reputation with over 40,000 UK and Irish farmers, we communicate regularly by telephone, online and face-to-face interviews. As part of our research, we conduct regular polls on topical issues, and our ongoing Farmer2020 Research Programme is the most comprehensive study of its kind. Topical information and insights are communicated back to farmers, the media and industry professionals via newsletters.

As part of the Map of Ag group, we are proud to work at the heart of UK agriculture as a voice for farmer concerns and opinions. With your vital help and support, we can continue to represent UK and Irish farmers and build a detailed picture of what's going on in UK and Irish farming today.

Press Enquiries:

Sharyn Scott

Tel: +44 (0)1728 621364

Email: sharyn.scott@mapof.ag



Map of Agriculture Limited (09467966) & Map of Ag Analytics Limited (02977800)
Deben Mill Business Centre, Old Maltings Approach, Woodbridge IP12 1BL, UK